



### Safko Spinning Mills Limited

#### Statement of Financial Position

As at June 30, 2021

Particulars	Notes	Amount in Taka	
		June 30, 2021	June 30, 2020
<b>ASSETS</b>			
<b>Non-current Assets</b>		<b>1,431,921,480</b>	<b>1,406,516,545</b>
Property, Plant and Equipment	3	1,430,282,460	1,328,740,404
Intangible Assets	4	80,640	100,800
Capital Work-in-progress	5	-	75,132,721
Right of Use Asset	6	1,558,380	2,542,620
<b>Current Assets</b>		<b>592,383,962</b>	<b>565,352,360</b>
Inventories	7	383,168,088	384,083,861
Trade Debtors	8	48,496,533	76,502,083
Advances, Deposits and Prepayments	9	140,402,884	91,318,329
Investment in FDR	10	11,934,675	11,299,596
Cash and Cash Equivalents	11	8,381,782	2,148,491
<b>Total Assets</b>		<b>2,024,305,442</b>	<b>1,971,868,905</b>
<b>EQUITY AND LIABILITIES</b>			
<b>Shareholders' Equity</b>		<b>642,748,183</b>	<b>635,265,823</b>
Share Capital	12	299,817,160	299,817,160
General Reserve		3,029,184	3,029,184
Revaluation Reserve	13	557,924,199	561,878,204
Retained Earnings/(Deficit)		(218,022,360)	(229,458,725)
<b>Non-current Liabilities</b>		<b>1,086,045,065</b>	<b>1,054,434,952</b>
Non Current Portion of Term-loan	14.03	962,252,278	932,864,041
Deferred Tax Liabilities	15	122,009,432	118,946,842
Lease Liability	16	1,783,355	2,624,069
<b>Current Liabilities</b>		<b>295,512,194</b>	<b>282,168,130</b>
Current Portion of Term-loan	14.03	227,243,755	193,236,520
Short-term Loan from Directors	17	12,505,000	12,505,000
Liabilities for Expenses and Others	18	13,357,067	37,286,908
Unclaimed Dividend Account	19	37,096	15,460
Provision for Tax	20	42,369,276	39,124,242
<b>Total Equity and Liabilities</b>		<b>2,024,305,442</b>	<b>1,971,868,905</b>
<b>Net Assets Value per Share (NAV)</b>	27	<b>21.44</b>	<b>21.19</b>

The annexed notes 1 to 40 and Annexure-A, B & C form an integral part of these financial statements.

  
Chairman

  
Director

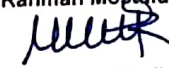
  
Managing Director

  
Chief Financial Officer

  
Company secretary

Signed in terms of our separate report of even date .

Firm's Name : Rahman Mostafa Alam & Co., Chartered Accountants

Signature : 

Auditor's Name : Mohammad Mofizul Haque Rinku FCA (Enrolment No.: 1204)

Date : October 28, 2021

Place : Dhaka

DVC : 2111101204 AS 040362





**Safko Spinning Mills Limited**  
Statement of Profit or Loss and Other Comprehensive Income  
For the year ended on June 30, 2021

Particulars	Notes	Amount in Taka	
		July 01, 2020 to June 30, 2021	July 01, 2019 to June 30, 2020
Sales Revenue	21	539,939,056	331,771,543
Cost of Sales	22	(428,762,672)	(345,583,583)
<b>Gross Profit</b>		<b>111,176,384</b>	<b>(13,812,040)</b>
Others Operating Income		37,900,000	-
Others Income	23	899,891	806,427
Administrative and Marketing Expenses	24	(25,061,302)	(22,751,890)
<b>Operating Profit</b>		<b>124,914,973</b>	<b>(35,757,502)</b>
Financial Expenses	25	(107,810,429)	(114,285,799)
<b>Profit before Tax and Cotribution to WPPF</b>		<b>17,104,544</b>	<b>(150,043,301)</b>
Contribution to WPPF		(814,502)	-
<b>Profit before Tax</b>		<b>16,290,042</b>	<b>(150,043,301)</b>
Income Tax Current period	26	(9,505,448)	(20,468,744)
<b>Net Profit after Tax</b>		<b>6,784,594</b>	<b>(170,512,046)</b>
Other Comprehensive Income/(Loss)		-	-
<b>Total Comprehensive Income for the Year</b>		<b>6,784,594</b>	<b>(170,512,046)</b>
<b>Earnings per Share (EPS)</b>	28	<b>0.23</b>	<b>(5.69)</b>

The annexed notes 1 to 40 and Annexure-A, B & C form an integral part of these financial statements.

  
Chairman

  
Director

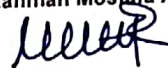
  
Managing Director

  
Chief Financial Officer

  
Company secretary

Signed in terms of our separate report of even date .

Firm's Name : Rahman Mostafa Alam & Co., Chartered Accountants

Signature : 

Auditor's Name : Mohammad Mofizul Haque Rinku FCA (Enrolment No.: 1204)

Date : October 28, 2021

Place : Dhaka

DVC : 2111101204 AS 040362



**Safko Spinning Mills Limited**

Statement of Changes in Equity

For the year ended on June 30, 2021

Particulars	Share Capital	General Reserve	Revaluation Reserve	Retained Earnings	Total
<b>Balance as on July 01, 2020</b>	299,817,160	3,029,184	561,878,204	(229,458,725)	635,265,823
Profit for the year	-	-	-	6,784,594	6,784,594
Adjustment for Realized Depreciation of Revalued Assets	-	-	(4,651,771)	-	(4,651,771)
Adjustment for Realized Depreciation of Revalued Assets and Deferred Tax	-	-	-	4,651,771	4,651,771
Adjustment for Deferred Tax for Revaluation Reserve	-	-	697,766	-	697,766
<b>Balance as on June 30, 2021</b>	<b>299,817,160</b>	<b>3,029,184</b>	<b>557,924,199</b>	<b>(218,022,360)</b>	<b>642,748,183</b>

Particulars	Share Capital	General Reserve	Revaluation Reserve	Retained Earnings	Total
<b>Balance as on July 01, 2019</b>	299,817,160	3,029,184	280,577,069	(66,942,701)	516,480,712
Profit for the year	-	-	-	(170,512,046)	(170,512,046)
Addition During the periods	-	-	338,938,533	-	338,938,533
Adjustment for Realized Depreciation of Revalued Assets	-	-	(7,996,021)	-	(7,996,021)
Adjustment for Realized Depreciation of Revalued Assets and Deferred Tax	-	-	-	7,996,021	7,996,021
Deferred Tax Liability	-	-	(49,641,377)	-	(49,641,377)
<b>Balance as on June 30, 2020</b>	<b>299,817,160</b>	<b>3,029,184</b>	<b>561,878,204</b>	<b>(229,458,725)</b>	<b>635,265,823</b>

*[Signature]*

Chairman

*[Signature]*

Director

*[Signature]*

Managing Director

*[Signature]*

Chief Financial Officer



*[Signature]*

Company secretary



**Safko Spinning Mills Limited**  
Statement of Cash Flows  
For the year ended on June 30, 2021

Particulars	Notes	Amount in Taka	
		June 30, 2021	June 30, 2020
<b>Cash Flows from Operating Activities</b>			
Collection from Customers and Other Income		489,403,261	294,515,396
Payment to Suppliers, Employees and Other Expenses		(422,613,216)	(337,479,293)
Income tax Paid		(2,500,058)	(1,075,818)
<b>Net Cash Used by Operating Activities</b>		<b>64,289,987</b>	<b>(44,039,715)</b>
<b>Cash Flows from Investing Activities</b>			
Purchase of Property, Plant and Equipment		(13,028,297)	-
Investment in FDR		(635,079)	(670,824)
Capital Work-in-progress		-	(9,173,554)
<b>Net Cash Used in Investing Activities</b>		<b>(13,663,376)</b>	<b>(9,844,379)</b>
<b>Cash Flows from Financing Activities</b>			
Financial Expenses		(107,810,429)	(114,285,799)
Loan Refund from Sister Concern		-	59,908,950
Term Loan Receipt/Paid (Net)		63,395,472	365,959,212
Short-term Bank Loan Received/Paid (Net)		-	(274,310,098)
Dividend		21,636	-
Loan From Directors		-	9,680,000
<b>Net Cash Flows from Financing Activities</b>		<b>(44,393,321)</b>	<b>46,952,265</b>
Net Increase/(Decrease) in Cash and Cash Equivalents		6,233,291	(6,931,829)
Cash and Cash Equivalents at the Beginning of the Year		2,148,491	9,080,320
<b>Cash and Cash Equivalents at the end of the year</b>		<b>8,381,782</b>	<b>2,148,491</b>
<b>Net Operating Cash Flows per Share</b>	29	<b>2.14</b>	<b>(1.47)</b>

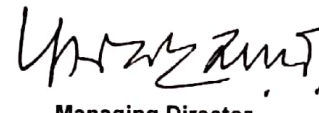
The annexed notes 1 to 40 and Annexure-A, B & C form an integral part of these financial statements.



Chairman




Director



Managing Director



Chief Financial Officer



Company secretary

